



## 3000 Williams

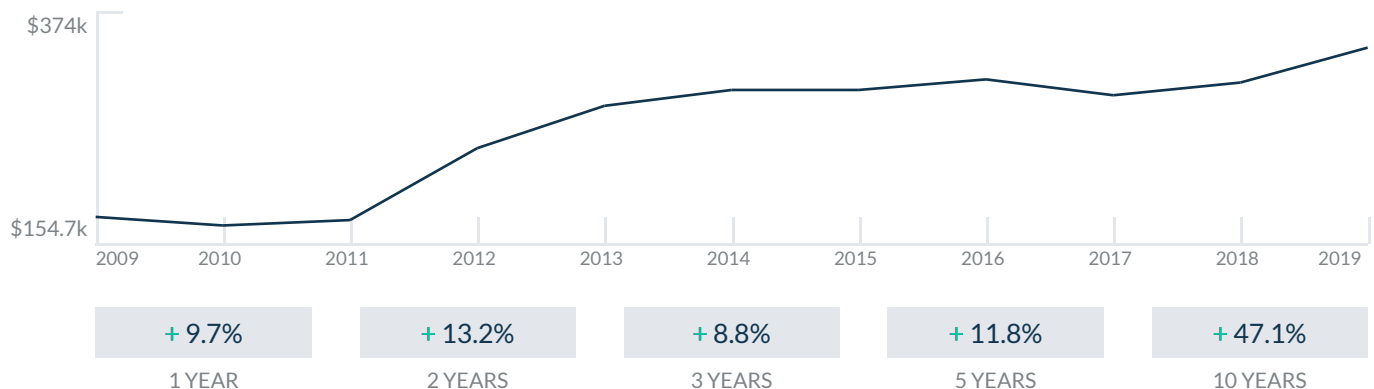
3000 Island BLVD  
Aventura, FL 33160

Every month we compile this comprehensive market report focus on 3000 Williams in this convenient and easy to read format. Our datas comes from more than six different sources including MLS Associations, County Offices and Financial Institutions. Get this report for free every month on our website [3000williamsislandapartments.com](http://3000williamsislandapartments.com).

## Property Stats

POSTAL CODE 33160

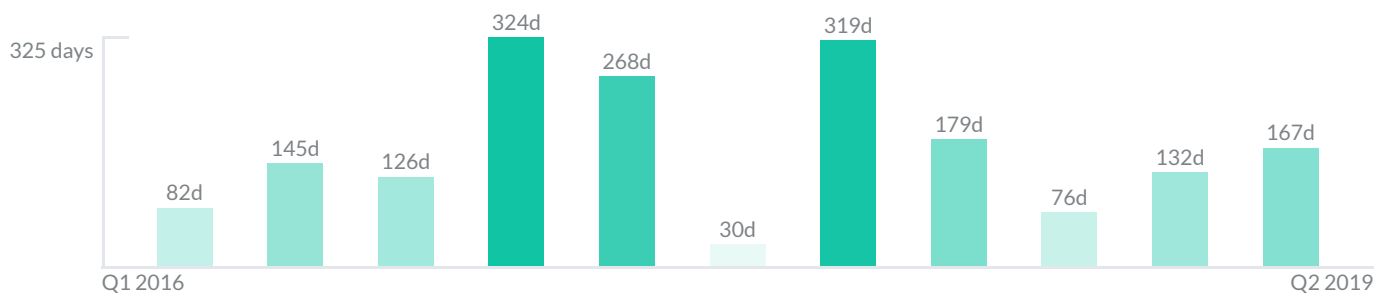
The property stats graph represents the median price evolution since ten years in your postal code area.



## Similar Properties

DAYS ON THE MARKET

Everyday 3 months we monitor how many days it takes for similar properties to be sold. This is also a good indicator to know when to buy or sale!



# Mortgage Rates

PER YEAR

Understanding mortgage economics is important when you want to buy with a loan. Below is the historical yearly average mortgage rates in the Unites States retrieved from Freddie Mac©

30 YEARS FIXED 4.4%



15 YEARS FIXED 3.9%



5/1-YEAR ADJUSTABLE 3.9%



# Schools

CLOSEST

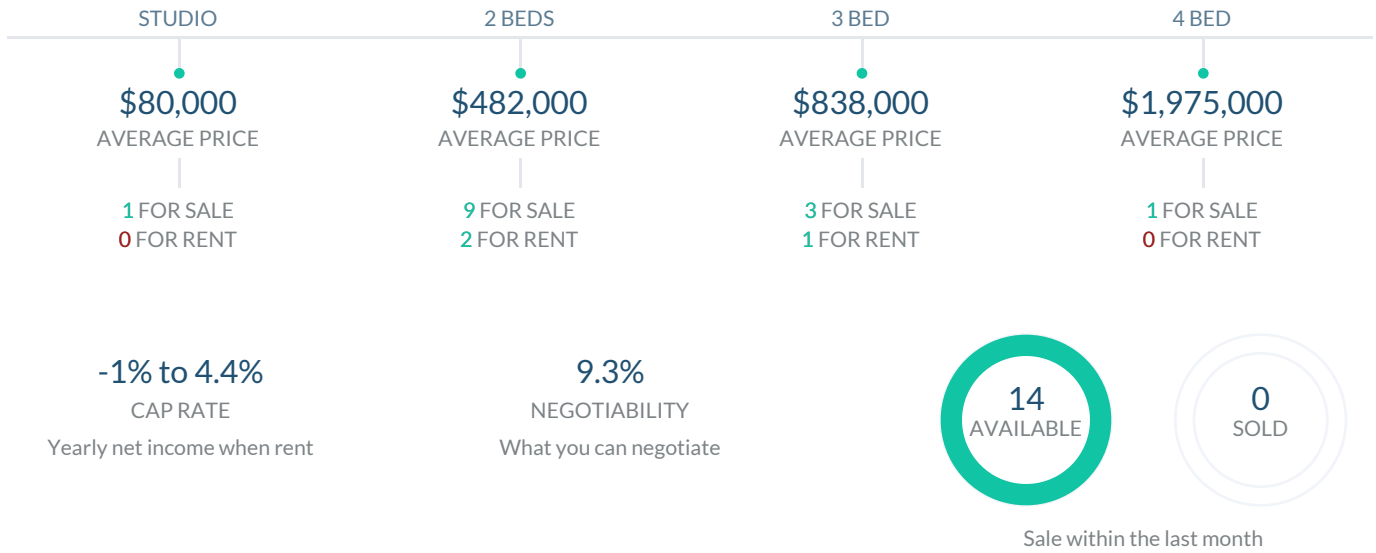
Having good schools nearby is important if you have kids or plan to rent or sell your home. Ratings are retrieved from the leading independent and nonprofit GreatSchools©

ELEMENTARY SCHOOL	MIDDLE SCHOOL	HIGH SCHOOL
Aventura City Of Excellence Schod	John F. Kennedy Middle School	North Miami Beach Senior High School
10/10	6/10	4/10

# Insights

IN 3000 WILLIAMS

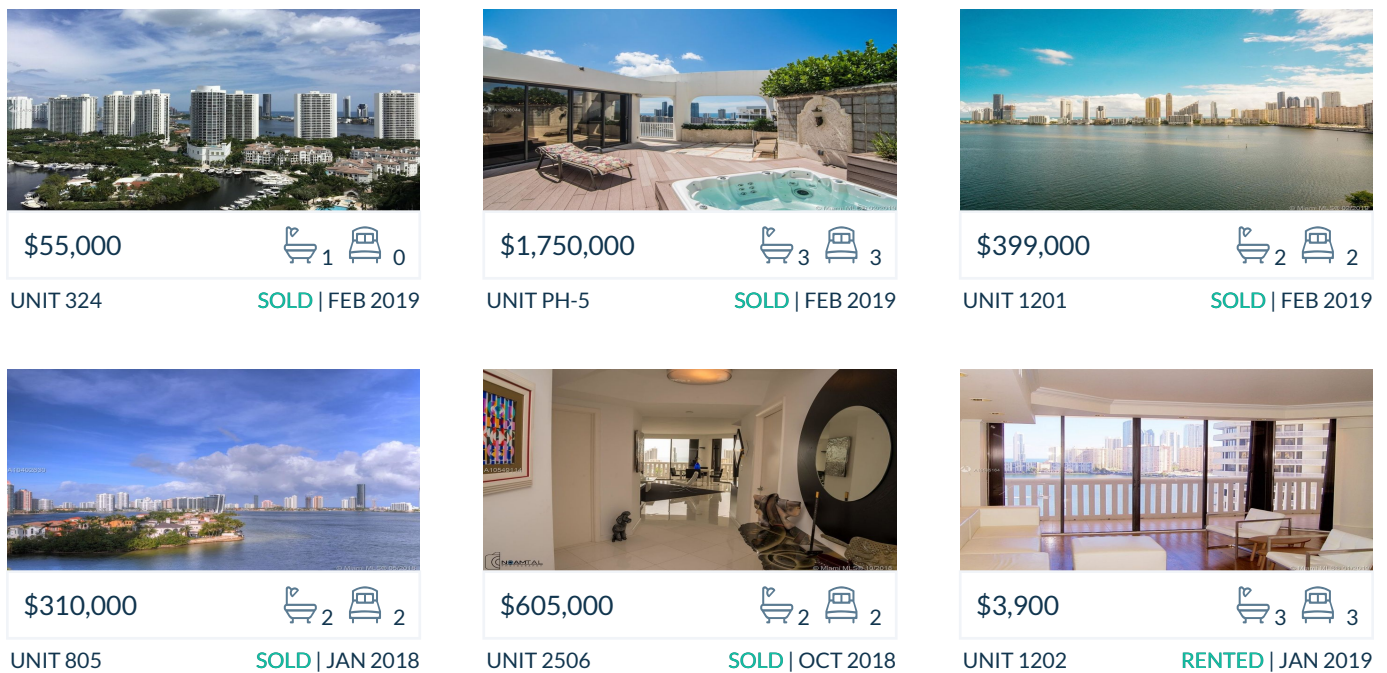
Below the average listing prices of available unit per property type.



# Activity

SOLD OR RENTED

Below the latest transactions reported by the local MLS Association for 3000 Williams



## Sold

LAST 20 PROPERTIES SOLD IN 3000 WILLIAMS

Unit	Price	Beds/Baths	\$/Sqft	Sqft	Buying Date	Days on Market
324	\$55,000	0/1	\$226.3	243	Jun 2019	135
PH-5	\$1,750,000	3/3	\$396.8	4,410	Jun 2019	50
1201	\$399,000	2/2	\$1,517.1	263	May 2019	72
805	\$310,000	2/2	\$192.9	1,607	Apr 2019	412
2506	\$605,000	2/2	\$280.9	2,154	Feb 2019	132
2103	\$699,000	3/3	\$268.3	2,605	May 2018	66
904	\$650,000	2/2	\$340.7	1,908	May 2018	86
1506	\$499,000	2/2	\$231.7	2,154	Mar 2018	272
905	\$344,500	2/2	\$214.4	1,607	Feb 2018	86
2502	\$750,000	3/3	\$281.4	2,665	Dec 2017	177
506	\$519,000	2/2	\$240.9	2,154	Nov 2017	460
2105	\$539,000	2/3	\$250.2	2,154	Sep 2017	30
2106	\$689,000	2/2	\$319.9	2,154	Apr 2017	268
2501	\$450,000	2/2	\$266.3	1,690	Mar 2017	287
904	\$427,000	2/2	\$223.8	1,908	Jan 2017	360
WSTE2	\$219,900	2/2	\$160.4	1,371	Nov 2016	126
804	\$569,000	2/2	\$298.2	1,908	Apr 2016	109
1602	\$899,000	3/3	\$337.3	2,665	Apr 2016	181
330	\$80,000	0/1	\$246.9	324	Feb 2016	58
N/A	\$149,000	1/1	\$318.4	468	Jan 2016	106

## Rented

LAST 20 PROPERTIES RENTED IN 3000 WILLIAMS

Unit	Price	Beds/Baths	\$/Sqft	Sqft	Rented Date	Days on Market
1202	\$3,900	3/3	\$1.5	2,665	Feb 2019	30
603	\$2,700	2/2	\$1.8	1,520	Sep 2018	139
1601	\$3,500	2/2	\$2.1	1,690	Sep 2018	66
2501	\$3,300	2/2	\$2.0	1,690	Aug 2018	43
2605	\$5,200	2/3	\$2.4	2,154	Jun 2018	24
WSTE5	\$4,400	3/2	\$1.7	2,577	Jan 2018	287
501	\$2,500	2/2	\$1.5	1,690	Sep 2017	176
1404	\$2,800	2/2	\$1.7	1,607	Jul 2017	343
1101	\$3,900	2/2	\$2.3	1,690	May 2017	104
2106	\$4,500	2/2	\$2.1	2,154	Oct 2016	36
2101	\$3,600	2/2	\$2.1	1,690	Jun 2016	90
2104	\$2,800	2/2	\$1.7	1,607	Mar 2015	28
1501	\$3,500	2/2	\$2.1	1,690	Aug 2014	86
N/A	\$2,700	2/2	\$1.8	1,520	Jul 2013	60
1905	\$3,000	2/2	\$1.4	2,154	May 2013	10
WSTE5	\$3,500	2/2	\$1.4	2,577	Mar 2011	107
1705	\$3,000	2/2	\$1.4	2,154	Nov 2010	169
WSTE5	\$3,750	2/2	\$1.5	2,577	Jun 2010	96
2504	\$2,200	2/2	\$1.4	1,607	May 2010	320

## Currently Listed

---

ACTIVE LISTINGS 1/1

Unit	Price	Beds/Baths	\$/Sqft	Sqft	Listing Date	Owner
329	\$79,900	0/1	\$275.5	290	Mar 2019	N/A
404	\$320,000	2/2	\$199.1	1607	Jun 2019	N/A
504	\$500,000	2/2	\$262.1	1908	Mar 2018	CHARLES BES...
803	\$449,000	2/2	\$295.4	1520	May 2018	DAVID LEVET...
805	\$3,250/mth	2/2	\$2.0	1607	Jun 2019	N/A
805	\$389,500	2/2	\$242.4	1607	Aug 2019	N/A
903	\$369,000	2/2	\$242.8	1520	Mar 2017	KENNETH WI...
1101	\$579,000	2/2	\$342.6	1690	Mar 2019	N/A
1702	\$695,000	3/3	\$260.8	2665	Jun 2019	N/A
2305	\$720,000	3/3	\$334.3	2154	Aug 2019	N/A
2403	\$1,100,000	3/3	\$422.3	2605	Apr 2019	N/A
2406	\$600,000	2/2	\$278.6	2154	Jul 2019	N/A
2501	\$450,000	2/2	\$266.3	1690	Aug 2019	N/A
2605	\$5,300/mth	2/2	\$2.5	2154	Aug 2019	N/A
2605	\$680,000	2/3	\$315.7	2154	Aug 2019	N/A
3003	\$1,975,000	4/4	\$448.2	4407	May 2019	N/A
3003	\$9,000/mth	3/4	\$2.0	4407	May 2019	N/A